


Thermostatic draft regulator

3/4" Connection on top of the boiler



Raised marker

Install the draft regulator body so that the raised marker on the valve body points towards the REAR of the boiler.

Turn the thermostat adjuster to it's coolest position.



Fit the chain arm as shown in the picture below, pointing downwards.

Fit the chain, so that the air flap remains closed but when turning the thermostat adjuster to a higher temperature, the flap starts opening.

The chain might need further adjustment when the boiler has warmed up for the first time.



Jaspi Multi Energy Boiler



Draft regulator



Chain

Chain arm on the air flap

JASPI UK www.jaspi.co.uk

Jaspi Multi Energy Boilers
Draft regulator

DRAWN	VERSION	DATE	DRAWING REF.
SS		18.10.2012	Generic